



# ***Ocean City, MD Video Project***

*March 2023*

# *Purpose*

- Pilot project for counting boats and estimating trips.

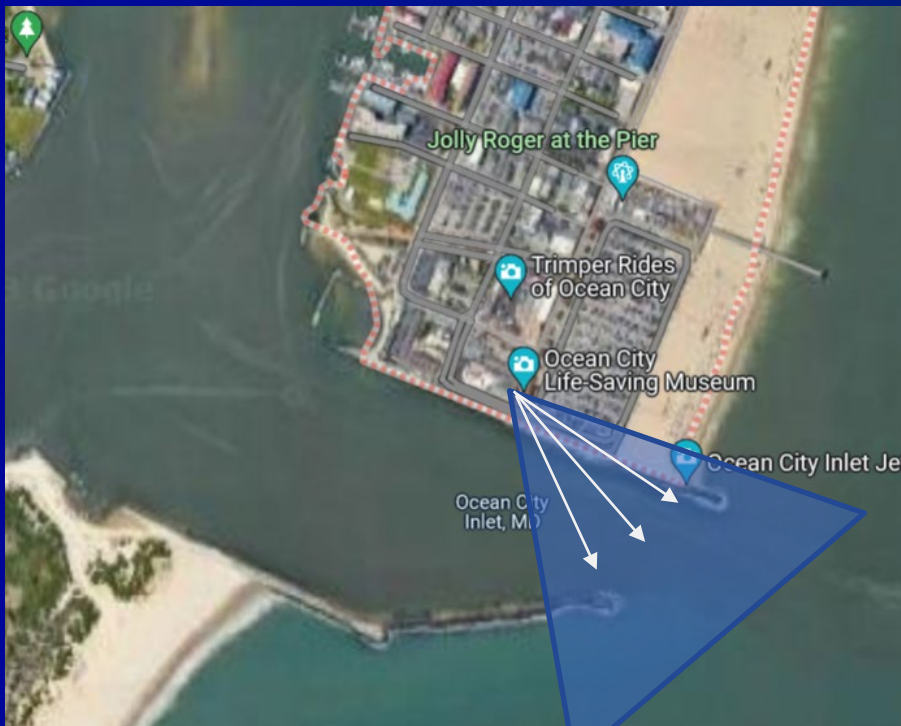


Figure 1. Project Location – OC Inlet, Google Maps

- Finishing counts for April... no final numbers today...

# *Recording Periods*

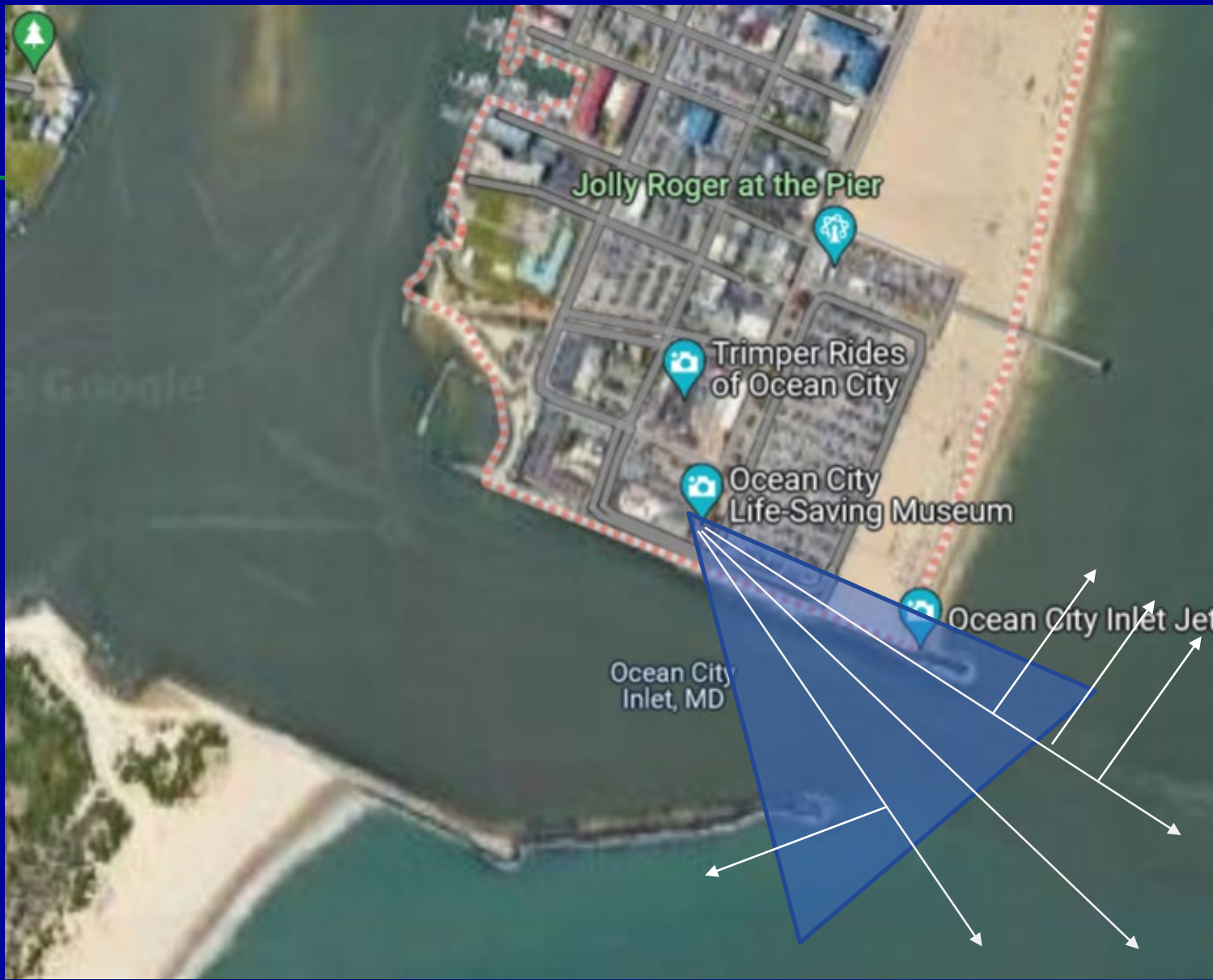
- July 6, 2020 – December 31, 2020
- January 1 2021 – March 3, 2021
- August 4, 2021 – April 26, 2022
  
- Night time OK
- Not too much fog
  - Track missed time and adjust
  - Full adjust for large boats, half adjust for others

# *Counting*

- Minimal activity after dark/9:30pm and until 2:30 am.
- AM and PM counted separately. More periods might be more optimal.
- Outbound only – overwhelming to count both
- Not counted: government vessels, commercial fishing vessels, thrill rides, parasailing boats\*, jet skis, and kayaks.

# *Counting*

- Clearing the inlet and on their way somewhere.
- Not counting those that hang around in or immediately around inlet threshold – should be binned by MRIP as inland



Project Location – OC Inlet, Google Maps

# *Counting*

- (1) small/medium powerboats;
- (2) large powerboats (“cabin cruisers” and/or “deadrides”);
- (3) sailboats;
- (4) “maybes”;
- (5) power boats, generally smaller, that turn south and disappear out of view.

# *Counting*

- What percent of these vessels are fishing?
- Can't really know for many...
- Analyst's prerogative, informed by discussions with fishermen...



# *Counting*

- (1) small/medium powerboats;
  - 50%-90% of these trips may have fished in the ocean
  - May have fished mostly in the back bays
  - 2020 APAIS private ocean intercepts:
    - 3.0 to 4.5 anglers

# *Counting*

- (2) large powerboats (“cabin cruisers” and/or “deadrisers”);
  - 95%-99% of these trips may have fished in the ocean
  - 2020 for hire APAIS ocean intercepts:
    - 4.1 to 5.8 anglers

# *Counting*

- (3) sailboats;
  - 0%-5% of these trips may have fished in the ocean.
  - 2020 APAIS private ocean intercepts:
    - 3.0 to 4.5 anglers

# *Counting*

- (4) “maybes”;
  - 10%-20% of these trips may have fished in the ocean
  - 2020 APAIS private ocean intercepts:
    - 3.0 to 4.5 anglers

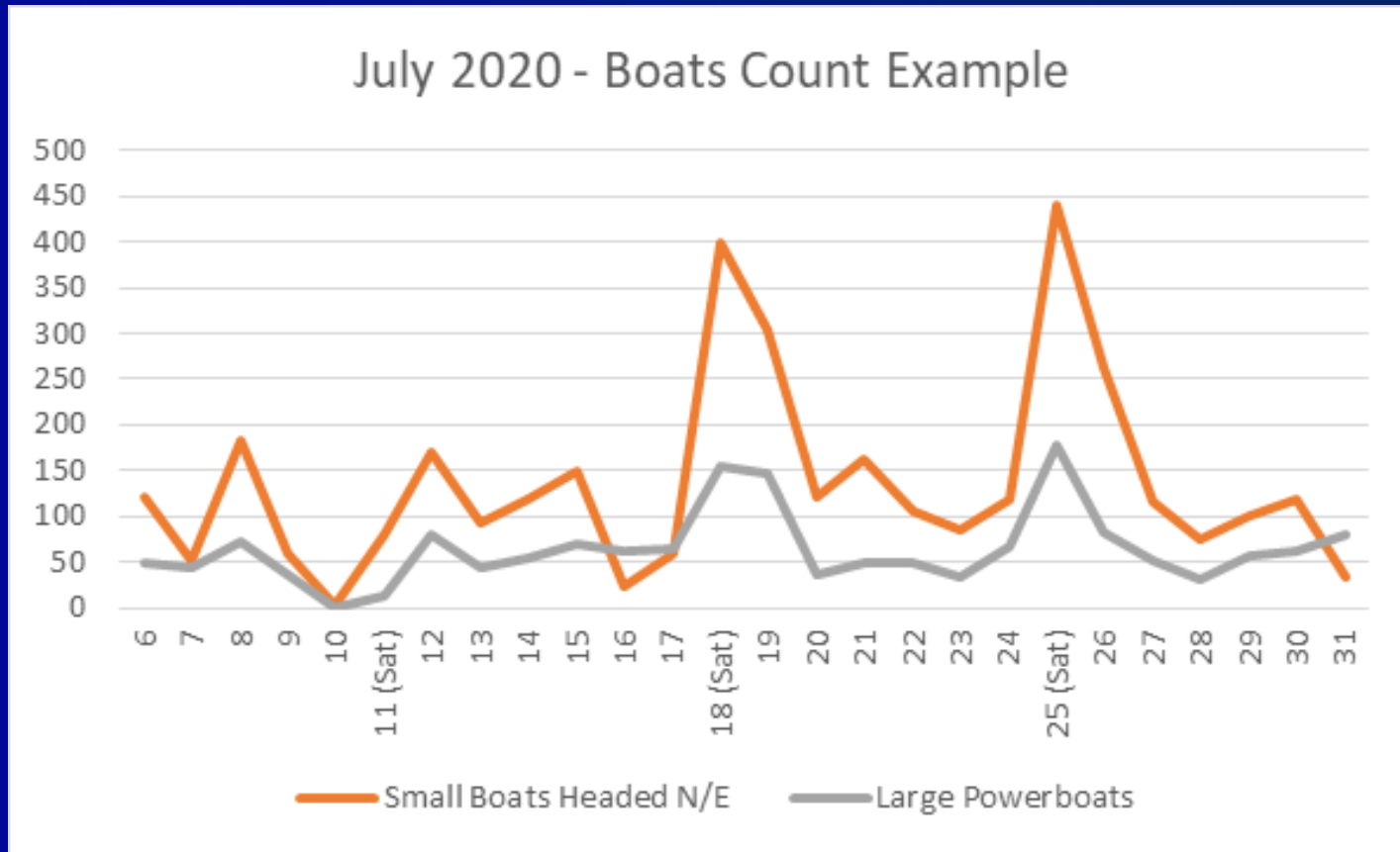
# *Counting*

- (5) power boats, generally smaller, that turn south and disappear out of view.
  - 50%-80% of these trips may have fished in the ocean, but they may have spent more time in the back bays
  - 2020 APAIS private ocean intercepts:
    - 3.0 to 4.5 anglers

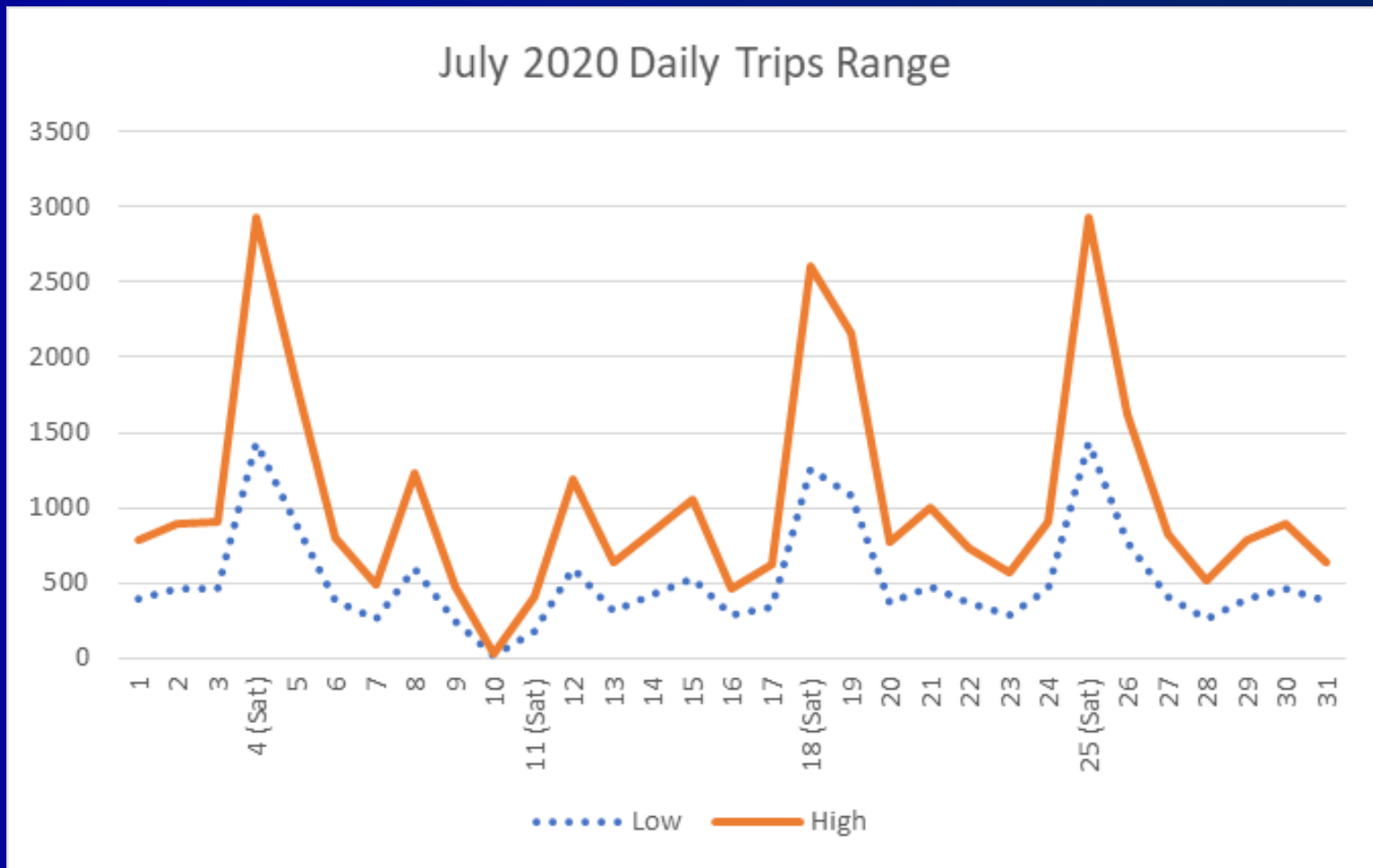
# *Estimating*

- With boats, % of boats fishing, numbers of anglers per boat, can get to angler trips (MRIP currency)

# Estimating



# Estimating





# *Initial Lessons Learned*

- Logistics and equipment issues
- Video IT
- Vessel behavior – counting takes a long time, involves own uncertainties...
- Perspective on activity, but...