

Blueline Tilefish



SSC Meeting
March 14, 2018

Outline



- Meeting objective
- Specifications process
- Stock status
- Review recent fishery performance (AP information document)
- Review 2018 Fishery Performance Report
- Staff Recommendations

Meeting Objective



- Develop ABC recommendations for 2019-2021
- Last ABC recommended by SSC (2016):
 - 39,477 kg (87,031 lbs) using catch estimates
 - Result of MSE analyses (Delphi)

2018 Specifications



- Commercial trip limits
 - Open until closure
 - 300 lbs. gutted weight (head and fins must be attached)
- Recreational trip limits
 - May 1 – Oct 31 → 7,5,3 (Inspected, Uninspected, Private)

2017 and 2018 Specifications

Specification	Recreational	Commercial
ABC	87,031 lbs	
ACLs	63,533 lbs	23,498 lbs
ACTs	63,533 lbs	23,498 lbs
TALs	62,262 lbs	23,263 lbs

2017 Landings

Recreational	Commercial
57,767 lbs	9,957 lbs

Specifications Process



Future Multiyear Specifications





Specifications Process

- Assessment made no ABC recommendations
 - 2 Stocks
- Pilot tilefish survey
- Subcommittee: MAFMC/SAFMC/NEFSC/SEFSC
 - Develop ABC recommendations North of Cape Hatteras
- SSC: ABC recommendations at March meeting
 - Will review 2018 FPR and AP info doc
- MC: Recommend management measures at March meeting
- Council: Recommendations presented at the April meeting

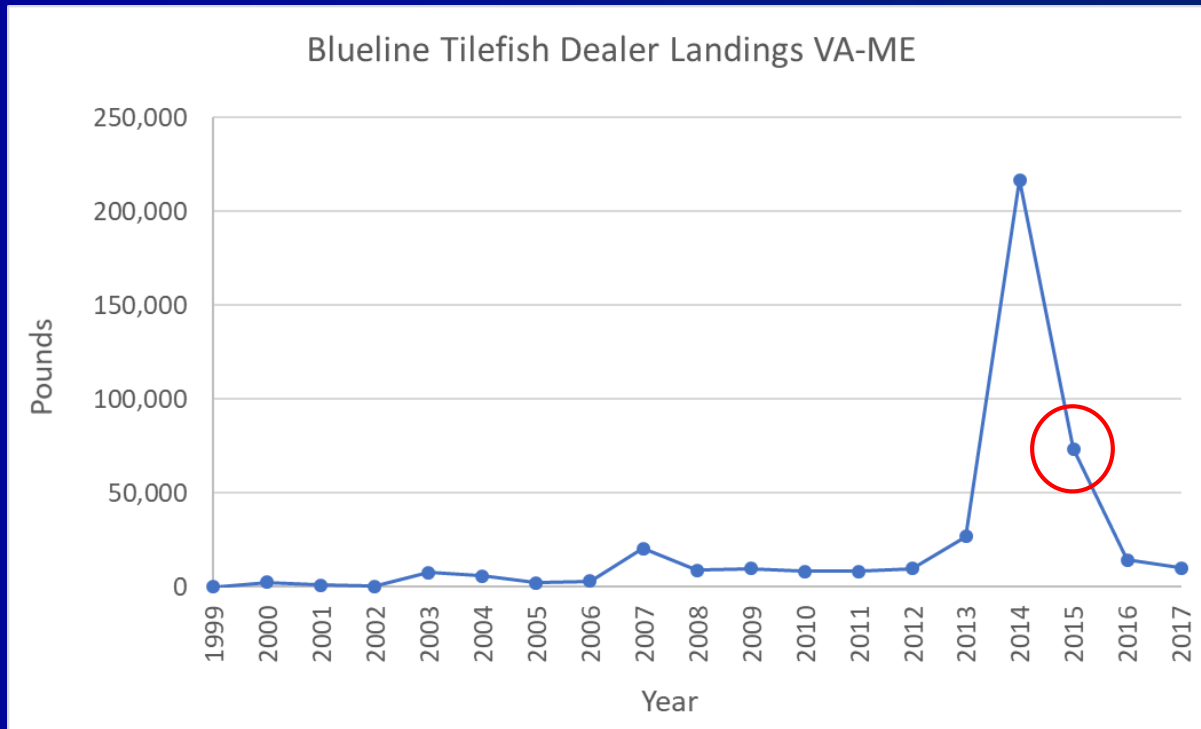
Stock Status



■ SEDAR 50

- North (NOH) and South of Cape Hatteras (SOH)
- SOH
 - Not overfished, overfishing not occurring
- NOH: Explored the DLMTool
 - Unknown: being addressed by the joint Mid and South Atlantic Blueline Tilefish Subcommittee

Commercial Fishery Performance



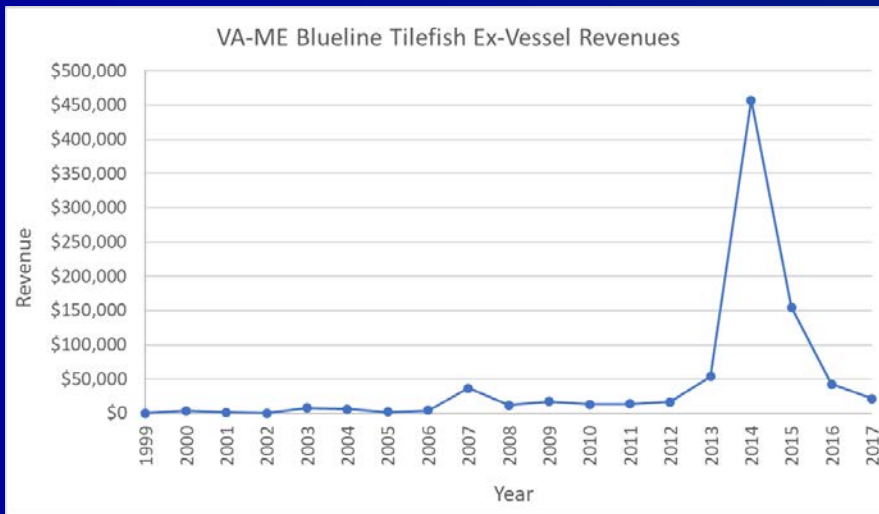
Year	Landings (lbs)
2013	26,780
2014	217,016
2015	73,668
2016	14,203
2017	9,957

- Regulations began restricting catch
- 2015 Catch was on pace to pass 2014 catch

Commercial Fishery Performance

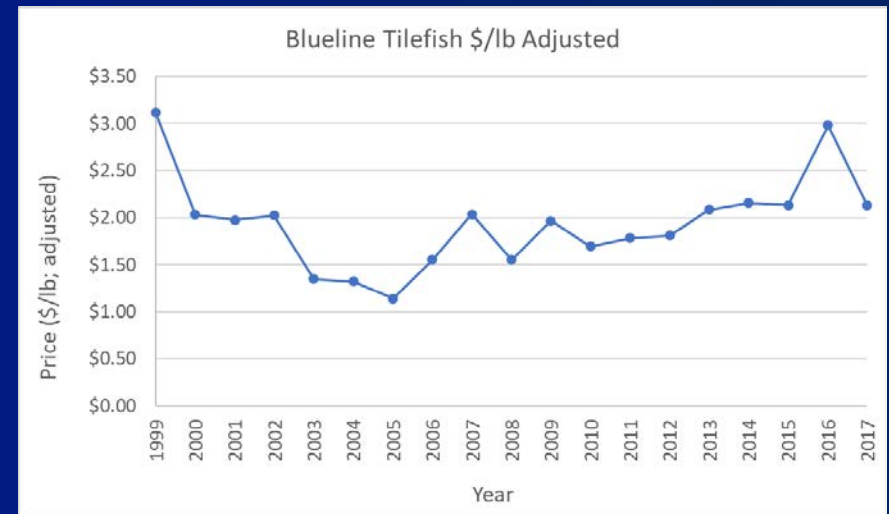


Figure 3. Ex-Vessel Revenues for blueline tilefish, Maine through Virginia combined, 1999-2017.



2017: \$21,183

Figure 4. Price for blueline tilefish, Maine through Virginia combined, 1999-2017. Note: Price data have been adjusted by the GDP deflator indexed for 2016 (2017 – unadjusted).



2017: \$2.13

Commercial Fishery Performance

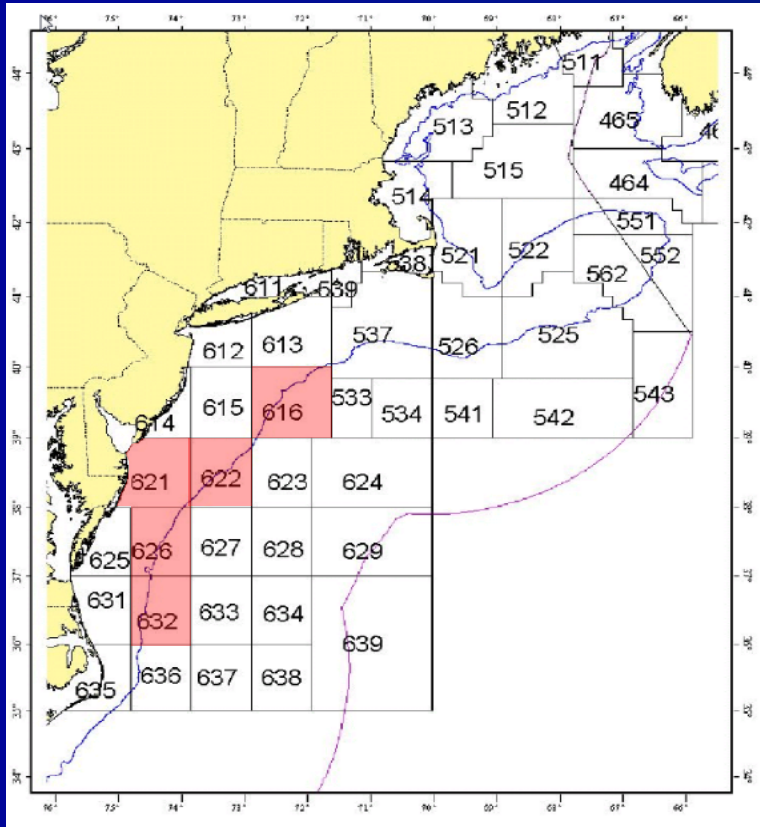


Figure 2. NMFS statistical areas accounting for the majority of blueline tilefish landings

Gear	Percentage of Catch
Bottom Longline	67
Trawl	15
Handline	7
Unknown	6
Pot/Trap	3
Gill Net	1

*1994-2017 Commercial and VTR

Recreational Fishery Performance



MRIP

Year	State	Landings (lbs)	Number of Fish
2016	Maryland	92,691	10,644
2016	New Jersey	12,922	3,040
2016	Virginia	102,905	23,134
2017	Virginia	15,166	3,444

MRIP estimates by state for 2016 and 2017 (preliminary). Large majority of landings come from private/rental. 1000 fish from charter boats (2016 only)

MRIP Landings prior to 2016 are almost non-existent.

Party/Charter

Year	Frequency	Number of Fish
2012	103	10,051
2013	120	11,838
2014	138	15,849
2015	170	14,391
2016	160	15,531
2017	112	9,682

Table 1. Blueline tilefish VTR landings from ME-VA, 2012-2017

***Private recreational reporting is on GARFO's priorities list for the next two years**

Fishery Performance Report



- No major changes observed on water
 - When BLT limits are met, rec trips target other species
- Commercial fishery is very limited by regulations (state and/or federal)
 - Occasionally effort has to shift to avoid BLT areas
- Recreational fishery is also limited by regulations.
- Interested in higher trip limits, but cautious of creating a directed fishery (too much uncertainty)
- Supportive of the pilot survey
 - Help future assessments?



Staff Recommendations

- Considering the recommendations from the joint Subcommittee and given recent fishery performance, which has been constrained by the regulations, Council staff recommends a blueline tilefish ABC of 132,344 pounds and specifying it for 3 years (2019-2021).
 - Unlikely to get new info that suggests something different
 - No new assessment
 - Standard annual review

Questions?



Image: David Hoke

Commercial Fishery Performance

