

# 2021 Scup Recreational Measures

Council and Board  
December 15, 2020



# Council and Board Objectives

- Review 2020 recreational data gaps: **all 3 species**
- Review recent fishery performance, AP comments, and MC recommendation for scup 2021 recreational measures
- Adopt 2021 federal recreational measures for scup

# 2020 Recreational Data Gaps

- Typically, current year harvest projections are developed using MRIP wave 1-4 data (Jan-Aug)
  - Evaluated against next year's RHL to determine adjustments (if any) needed
- This year, recreational data gaps due to Covid-19 mean 2020 projections are not possible

# 2020 Recreational Data Gaps

- Access Point Angler Intercept Sampling (APAIS) data largely unavailable for waves 2-4 due to Covid restrictions
  - Wave 1 only generated for NC
- Effort data are available, but APAIS data needed for:
  - Harvest & discard rates
  - Weight/size of landed and discarded fish
  - Area fished (impacts estimated weights)
  - Target species

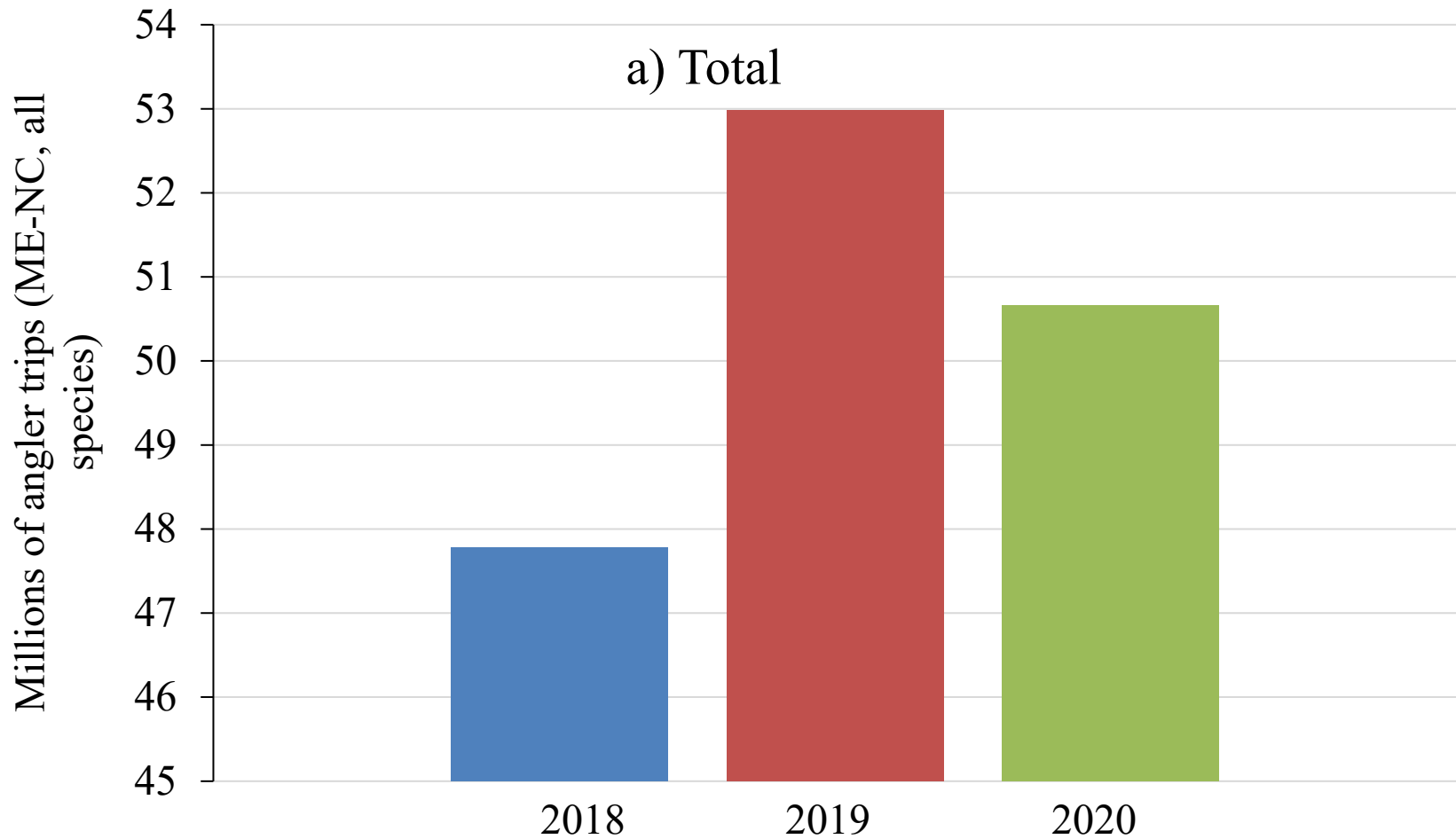
# 2020 Recreational Data Gaps

- MRIP is evaluating possible methods for generating 2020 catch estimates
  - e.g., Modeling, imputation, data proxies
- Unclear at this point what will be possible; will take time to develop
  - Any estimates for 2020 are not likely to be available until at least Spring 2021

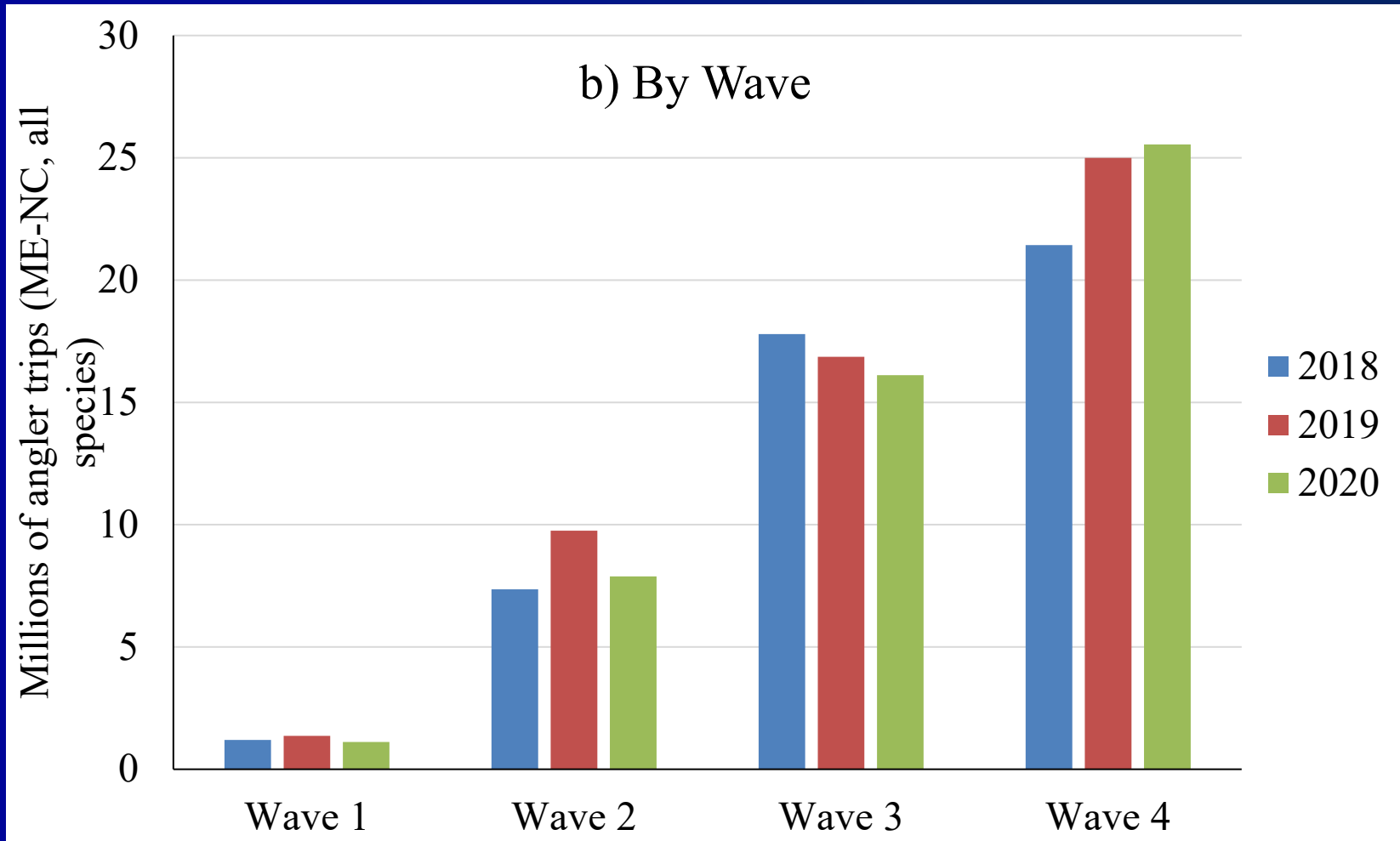
# 2020 Effort Data

- Effort data (angler trips) available comparing waves 1-4 from 2018-2020
- **Not species-specific**
- Given lack of APAIS data, cannot be used to make inferences about 2020 harvest in weight or numbers of fish

# 2020 Effort Data: ME-NC

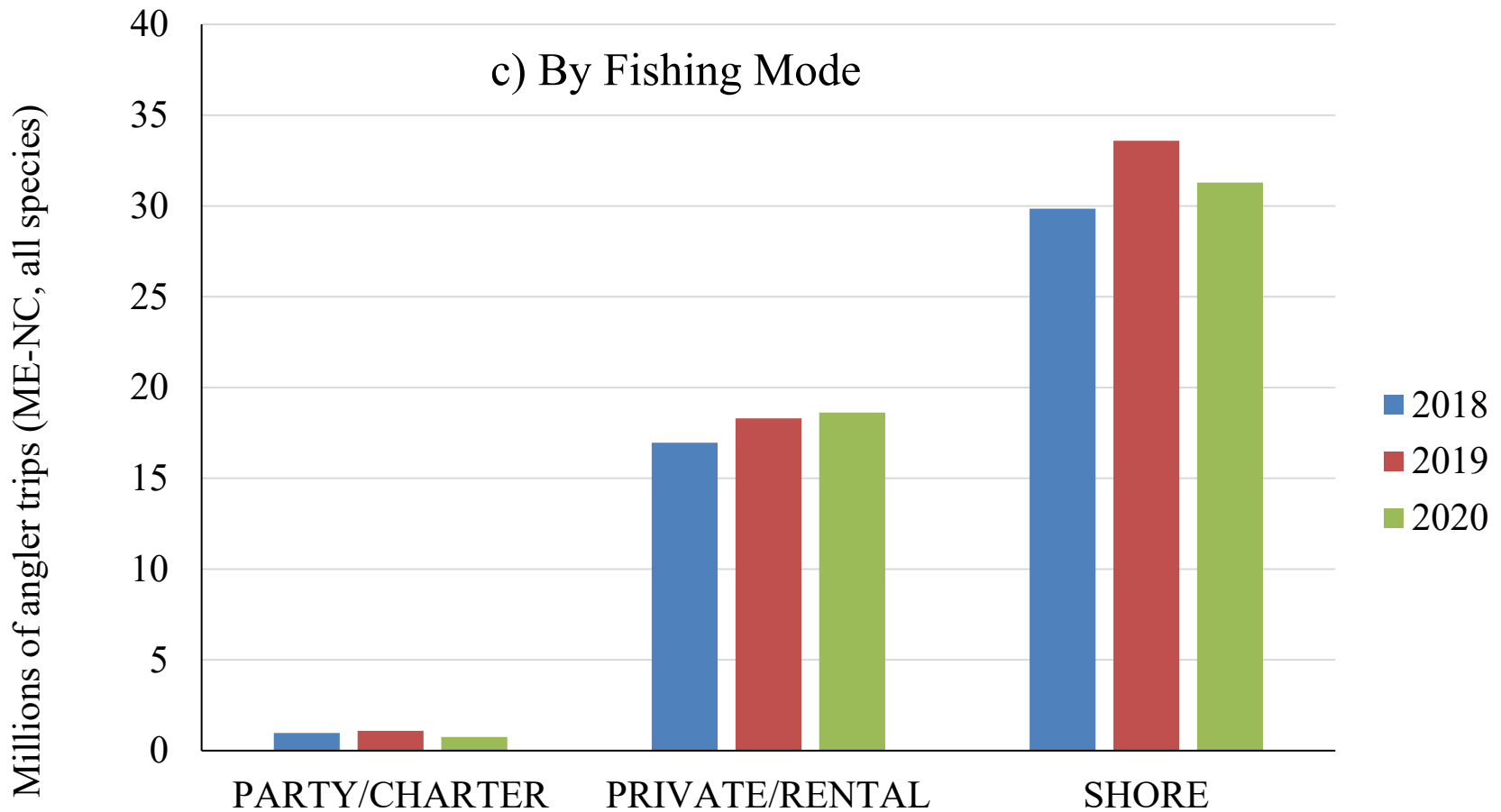


# 2020 Effort Data: ME-NC by Wave





# 2020 Effort Data: ME-NC by Mode



# AP Comments

- Fluke and BSB: Fishing effort appears to be down, particularly in for-hire sector
  - Potential for recruitment benefits due to less fishing pressure?
- Member of the public: current state of MRIP estimation for the rest of 2020? Has intercept sampling resumed?
  - Intercept sampling had partially or fully resumed in some states, but may be limited by factors such as higher interview refusal rates.
- Do we know how missing 2020 recreational angler intercept data would impact the assessments or assessment schedules?

# MC Discussion

- May not be feasible to generate wave/state specific estimates due to differential impacts on sampling and fishing effort by state and wave
  - Intercept sampling resumed at different points in the year in different states
  - Interviewers are getting fewer length and weight measurements during interviews
  - At sea sampling for headboats suspended

# MC Discussion

- MC agreed that additional data sources may provide additional context to or verification of the MRIP generated effort estimates but not informative for 2021 rec measures recommendations
  - e.g., license sales, bait and tackle sales, marina use
  - For-hire Vessel Trip Report (VTR) data of limited use due to small proportion of catch from for-hire mode and higher restrictions on fishery

# Recreational Measures Process

August 11

- Council/Board revise 2021 RHLs based on new Council risk policy

November 10

- Advisory Panel meeting

November 16

- Monitoring Committee meeting

**December 15-16**

- Council and Board adopt federal waters measures, coastwide measures, or conservation equivalency

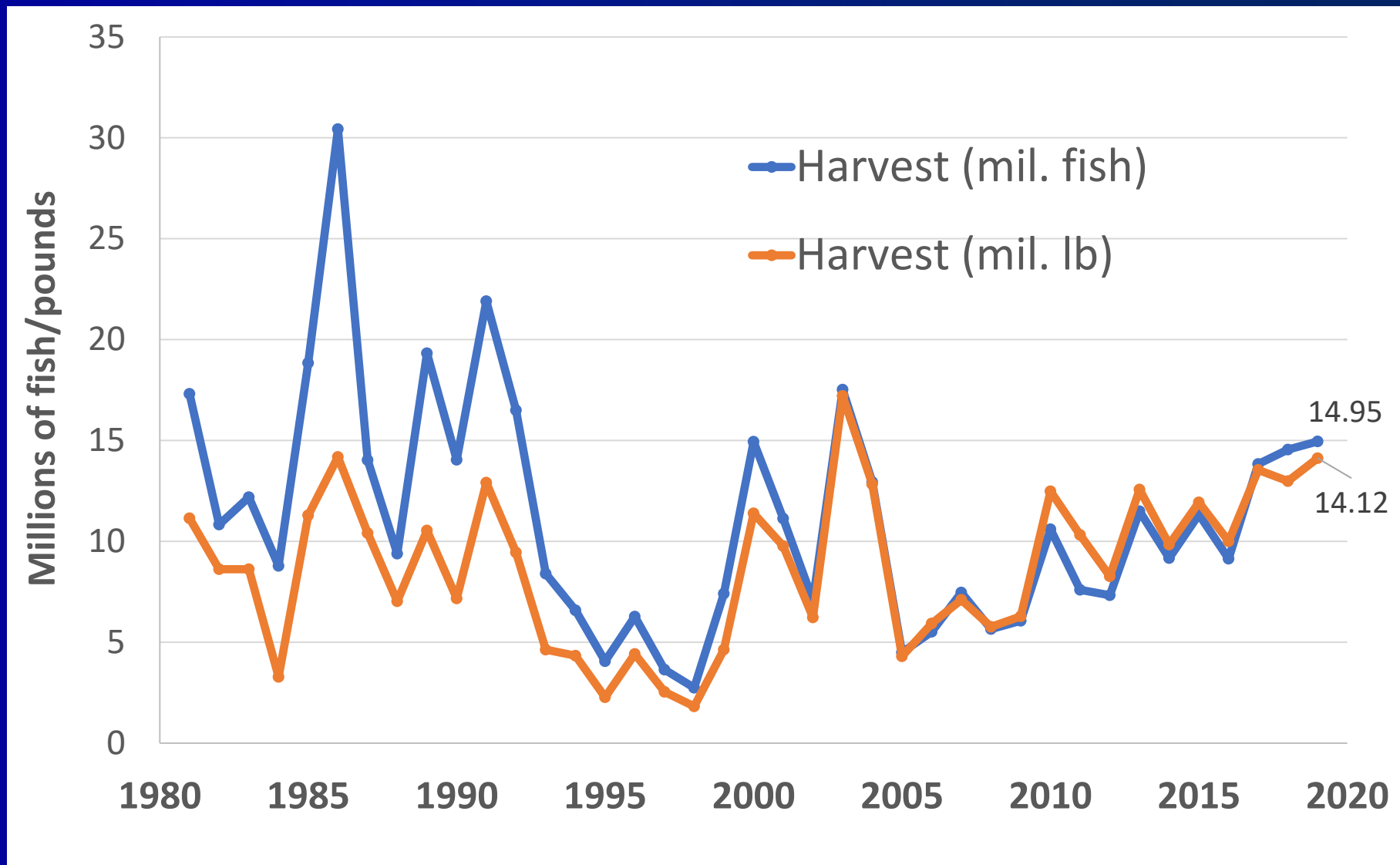
~January-March

- ASMFC Technical Committee, Board, and states develop state waters measures

# 2021 Scup RHL

- August 2020: Council and Board revised previously implemented 2021 RHL to reflect new Council risk policy
- 2021 RHL: From 5.34 mil lb to 6.07 mil lb

# Scup Recreational Harvest 1981-2019

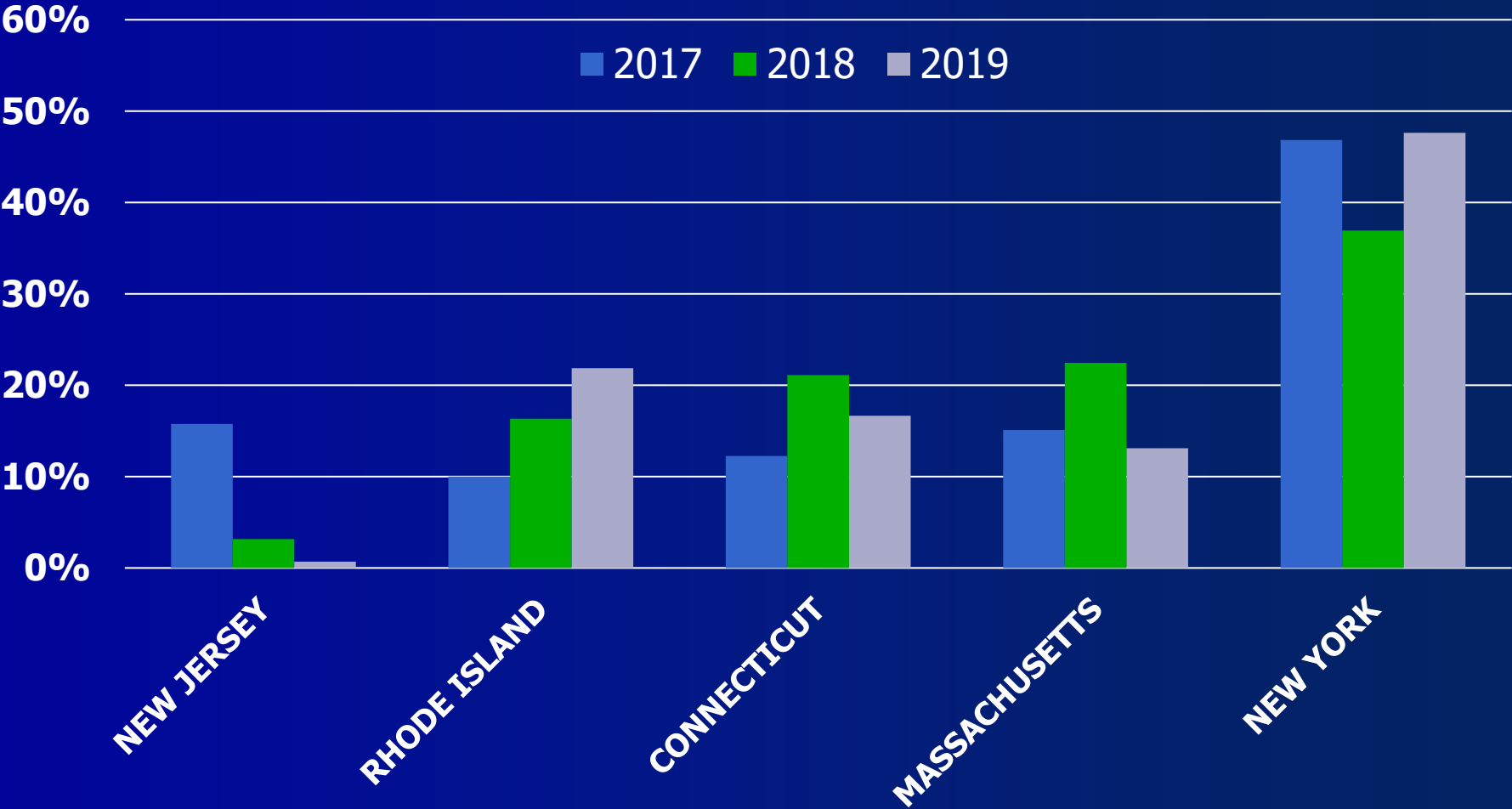


# RHL Performance

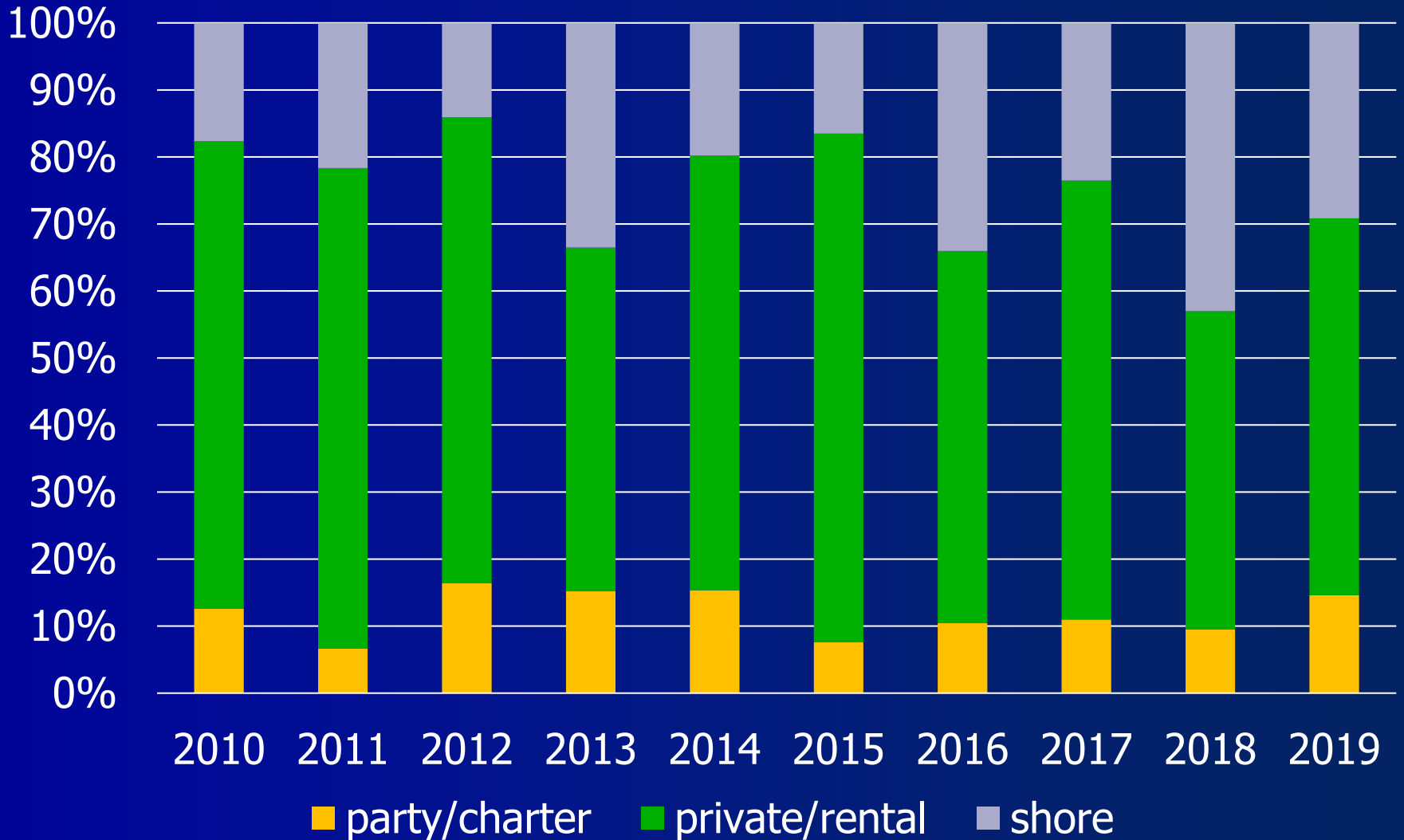
Year	RHL	Rec. harvest (Old MRIP)	% over/ under RHL	Rec. harvest (New MRIP)
2014	7.03	4.43	-37%	10.27
2015	6.8	4.41	-35%	11.93
2016	6.09	4.26	-30%	10.00
2017	5.50	5.42	-1%	13.53
2018	7.37	5.61	-24%	12.98
2019	7.37	x	x	14.12
2020	6.51	x		
2021	6.07	x		



# Recreational Landings by State as % of Coast



# Harvest By Mode



# Federal Recreational Measures 2015-2020

Possession  
limit

- 50 scup

Size limit

- 9 inches total length

Season

- January 1-December 31

# 2020 Recreational measures by state

State	Minimum Size (in)	Possession Limit	Open Season
MA (private & shore)	9	30 fish; 150 fish/vessel with 5+ anglers on board	January 1-December 31
MA (party/charter)	9	30 fish	January 1-April 30; July 1-December 31
		50 fish	May 1-June 30
RI (private & shore)	9	30 fish	January 1-December 31
RI shore program (7 sites)	8		
RI (party/charter)	9	30 fish	January 1-August 31; November 1-December 31
		50 fish	September 1-October 31
CT (private & shore)	9	30 fish	January 1-December 31
CT shore program (45 sites)	8		
CT (party/charter)	9	30 fish	January 1-August 31; November 1-December 31
		50 fish	September 1-October 31
NY (private & shore)	9	30 fish	January 1-December 31
NY (party/charter)	9	30 fish	January 1-August 31; November 1-December 31
		50 fish	September 1- October 31

# 2020 Recreational measures by state, cont'd

State	Minimum Size (inches)	Possession Limit	Open Season
NJ	9	50 fish	January 1- December 31
DE	8	50 fish	January 1-December 31
MD	8	50 fish	January 1-December 31
VA	8	30 fish	January 1-December 31
NC, North of Cape Hatteras (N of 35° 15'N)	8	50 fish	January 1-December 31

# 2019 Monitoring Committee

- Rec. harvest greater than previously thought
- Management response with allocation amendment
- **Recommended status quo rec measures**
- Avoid imposing additional restrictions on anglers for management issue
- SSB was 200% of the target in 2018

# Staff Recommendation for 2021

- **Status quo recreational measures for scup in 2021**
  - No 2020 prelim. harvest estimates to project harvest for the year
  - Changing bag, size, and season in 2021 would have highly uncertain outcomes
  - Availability may have declined in 2020 due to lower than average recruitment 2016-2018, limiting comparisons to 2019 estimates

# AP Comments

- 6 voiced support for *status quo*
  - High biomass, no 2020 rec harvest data
- No opposition
- One advisor noted MRIP estimates the number of trips and not the number of anglers
  - Private angler reporting would provide a better understanding of the number of anglers and what is being caught by rec. anglers



# MC Discussion and Recommendation

- No rec. harvest estimates in 2020
- No projections for 2021
- Same management situation as last year
  - GARFO staff noted that this remains a temporary solution and it is important to continue to make progress on the Commercial/Recreational Allocation Amendment
- **Recommend *status quo* rec. measures in 2021**

# Council and Board Decision Point

- Adopt 2021 recreational measures for scup
  - MC rec: *status quo* rec. measures in 2021:
    - 50 fish bag limit, min. size of 9 inches total length, open season from Jan 1 – December 31



# Extra slides

---

# Federal Recreational Measures

## MC Recommendation:

- Possession limit
  - 50 scup
- Size limit
  - 9 inches total length
- Season
  - January 1-December 31

# 2020 Effort Data: ME-NC by Wave and Mode

	2018	2019	2020
<b>Wave 1 (Jan/Feb)</b>	1,198,416	1,367,270	1,113,345
Party/Charter	284	757	1,935
Private/Rental	396,807	363,376	371,757
Shore	801,325	1,003,137	739,653
<b>Wave 2 (Mar/Apr)</b>	21,434,158	25,000,122	25,551,407
Party/Charter	563,025	675,081	484,402
Private/Rental	7,946,904	8,583,014	10,323,820
Shore	12,924,229	15,742,027	14,743,185
<b>Wave 3 (May/Jun)</b>	7,356,358	9,755,048	7,883,221
Party/Charter	26,347	28,413	3,164
Private/Rental	1,886,247	3,209,239	2,441,457
Shore	5,443,764	6,517,396	5,438,600
<b>Wave 4 (Jul/Aug)</b>	17,793,795	16,866,182	16,112,517
Party/Charter	380,926	388,272	261,453
Private/Rental	6,732,529	6,148,493	5,482,056
Shore	10,680,340	10,329,417	10,369,008
<b>Total</b>	47,782,727	52,988,622	50,660,490

# 2020 Effort Data: ME-NC by State

